


Rockbridge Area Master Gardener Association Virtual Plant Clinic

Zoom Talk – Saturday, March 13, 2021

- Why prune?
- Tools?
- And Tool
Maintenances
Tips!



[Free Pruning Cliparts, Download Free Clip Art, Free Clip Art
on Clipart Library \(clipart-library.com\)](http://clipart-library.com)



Video created
by
Shelda Botkins
Master Gardener Class of 2019

Pruning Lab, March 9, 2019

Thank you KB – Instructor

And Shelda granting permission to
share her video

Why Prune?

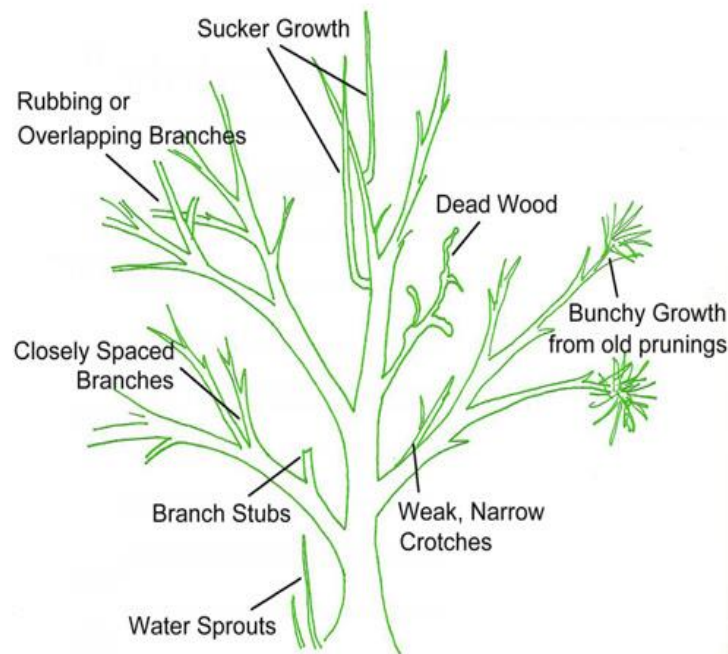
- ❖ To control the size of a plant
- ❖ To improve the appearance or health of a plant
- ❖ To prevent injury or property damage




[Free Pruning Cliparts, Download Free Clip Art, Free Clip Art on Clipart Library \(clipart-library.com\)](http://clipart-library.com)

- ❖ To influence fruiting and flowering
- ❖ To rejuvenate older shrubs
- ❖ To train young plants

Shrub Pruning



Thinning Deciduous Shrubs



Incorrect Pruning

Why you shouldn't top a tree

Topping is the term used when the main branches of a tree are trimmed to a stub. The practice is widely considered to be harmful to a tree.

When a branch is cut to a stub, it causes weak but fast-growing sprouts to form in large numbers that make the tree bushier and require more pruning.

Topped tree

Properly pruned

Topping destroys a tree's natural shape, weakens it and makes it more susceptible to disease and decay.

Properly pruned trees maintain their natural shape.

Source: Dana Karcher, certified arborist with The Davey Resource Group, a division of The Davey Tree Expert Company

THE CALIFORNIAN

When to Prune?

Virginia Cooperative Extension Pruning Calendars:

Shrubs

Evergreen Trees

Deciduous Trees

Virginia Cooperative Extension

PUBLICATION 430-462

A Guide to Successful Pruning
Shrub Pruning Calendar
Susan C. French, Extension Technician
Bonnie Lee Appleton, Extension Horticulturist

Comments:
1.) Flowers are produced
2.) Flowers are produced
3.) Make pruning cuts w
4.) Remove old stems to
5.) Midseason shear if a
6.) Do not cut into old w
7.) Spring/summer prune
8.) Fall/early winter prun
9.) Snap candles (new gr

Abelia
Almond, Flowering
Arborvitae
Aucuba
Azalea, Deciduous
Azalea, Evergreen
Barberry, Deciduous
Barberry, Evergreen
Bayberry
Beautyberry
Beautybush
(Kolkwitzia)
Boxwood
Broom (Cytisus)

VirginiaTech
Invent the Future

Virginia Cooperative Extension

PUBLICATION 430-461

A Guide to Successful Pruning
Evergreen Tree Pruning Calendar
Susan C. French, Extension Technician
Bonnie Lee Appleton, Extension Horticulturist

Comments:
1.) Seldom needs pruning - r
2.) Don't prune into old woo
3.) Prune during growing sea
4.) To avoid reducing berry p
5.) Prune to prevent oak wilt
6.) Prune to remove cankers
7.) Flower buds set on previo

Arborvitae
Atlas Cedar
Deodar Cedar
Chamaecyparis
Fir
Hemlock
Holly (Evergreen)
Juniper/Red Cedar
Leyland Cypress
Magnolia, Southern
Oak, Live
Pine
Spruce

VirginiaTech
Invent the Future

Virginia Cooperative Extension

PUBLICATION 430-460

A Guide to Successful Pruning
Deciduous Tree Pruning Calendar
Susan C. French, Extension Technician
Bonnie Lee Appleton, Extension Horticulturist

Comments:
1.) Avoid pruning in late winter/early spring due to sap flow (more cosmetic than detrimental)
2.) Avoid pruning from spring through summer due to insect or disease problems
3.) Avoid pruning from October - December due to reduced cold hardiness
4.) Avoid pruning after July because flower buds have set

☞ = Best time to prune
☞ = Do not prune except to correct damage, hazards or structural defects
Where no ☞ or ☞ timing is not critical

	Jan	Feb	Mar	Apr	May	Jun	Jul	Aug	Sep	Oct	Nov	Dec	Comments
Ailanthus													
Alder	☞	☞									☞	☞	
Ash													
Bald Cypress													
Beech							☞	☞	☞				
Birch	☞										☞	☞	1,2
Buckeye				☞	☞	☞	☞						4
Catalpa													
Cherry, Flowering					☞	☞	☞						4
Chestnut, Chinese													
Crabapple					☞	☞	☞						4
Crape Myrtle	☞	☞	☞										3
Dogwood						☞	☞						4
Elm							☞				☞	☞	1,2
Fringe Tree							☞				☞	☞	4
Ginkgo													

www.ext.vt.edu

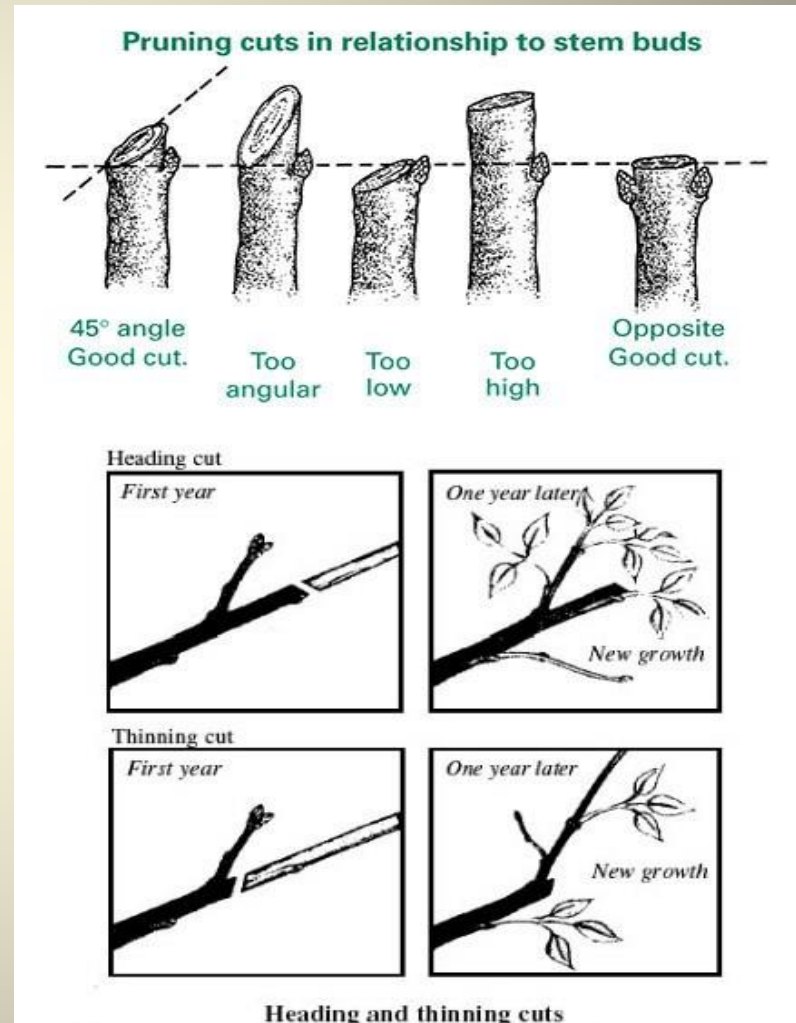
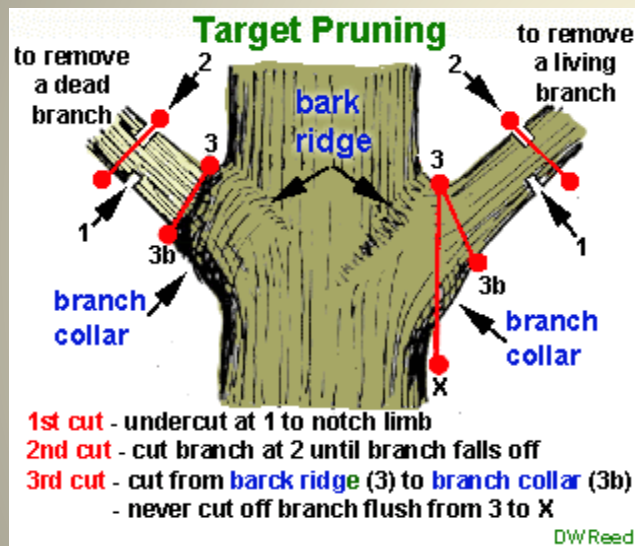
Produced by Communications and Marketing, College of Agriculture and Life Sciences,
Virginia Polytechnic Institute and State University, 2009

Virginia Cooperative Extension programs and employment are open to all, regardless of race, color, national origin, sex, religion, age, disability, marital status, or marital or family status. An equal opportunity/affirmative action employer. Virginia Cooperative Extension, Virginia Polytechnic Institute and State University, Virginia State University, and the U.S. Department of Agriculture cooperating. Rhonda D. Rouse, Interim Director, Virginia Cooperative Extension, Virginia Tech, Blacksburg, VA 24061-0329. 1995 Extension Program, Virginia State University.

VirginiaTech
Invent the Future

VIRGINIA STATE UNIVERSITY

Where to Prune?



Pruning Tools

1. Hand Pruners

2. Lopping shears

3. Pruning saw



Pruning Tools Tune-Up Tips



Keep your tools clean -

Diseased free tools stops the spread from one plant to another!



Keep your tools sharpened -

The plants will “Thank You!”



What plant questions do you have?

Personal photos supplied by Peggy Agnor throughout the PowerPoint presentation.
Other pictures and clipart credit was given on the individual slide.

Thank You for Coming!

*Hope to see you next
month!*

Stay in touch with the Garden Gate Newsletter

Subscribe at:

<https://www.ramga.org/what-s-happening>

